



PGIM
India Mutual Fund

**My investment is just like me.
We're both multi-taskers.**

Invest in
**PGIM India
Aggressive Hybrid Equity Fund**

(An Aggressive Hybrid Fund - An open ended hybrid scheme investing predominantly in equity and equity related instruments)

PGIM India Aggressive Hybrid Equity Fund brings you the benefit of a portfolio that invests in a combination of International Equity, Domestic Equity and Domestic Debt, with the aim of diversifying risk. At the same time, it offers you an opportunity to generate long-term capital appreciation and income. Truly a fund that is a multi-tasker, like you.

To know more contact your Mutual Fund Distributor or RIA

May 2026

Registered as PGIM India Mutual Fund. Registration Number for Mutual Funds : MF/065/10/02

Fund Manager's View

The Market that was

May 2026 reflected a consolidation phase in Indian equities, with headline indices remaining rangebound due to global uncertainty and inflation concerns. However, strong domestic liquidity and ongoing risk appetite for broader markets helped sustain broader market strength in spite of continued FPI selling.

For the month, Nifty 50 Index declined -1.9% amid continued uncertainty around a potential US-Iran peace deal and a volatile global macro backdrop. In contrast, mid-cap and small-cap indices outperformed, delivering gains of +3.2% and +0.7%, respectively.

Sectoral performance was mixed. Defensives such as healthcare (+4.9%) outperformed alongside capital goods (+4.7%) and metals (+3.7%), driven by strong domestic demand trends and earnings visibility. In contrast, PSU (-4.3%), oil & gas (-3.4%) and FMCG (-3.3%) lagged, reflecting margin pressures from fuel price increases and softer consumption sentiment.

Overall, the month marked a shift from the strong risk-on rally seen in April 2026 to a more cautious, selective market environment, with investors rotating toward defensives and earnings-resilient sectors while maintaining exposure to domestic cyclicals. consumption trends. The Q4FY26 earnings season concluded with Nifty-50 Q4FY26 earnings growth of ~6.6% YoY, pointing to moderation in large-cap earnings momentum, while mid- and small-cap companies continued to exhibit relatively stronger growth, supporting their relative outperformance.

Key developments during the month included BJP's decisive victory in the West Bengal assembly elections and policy measures impacting foreign exchange, including an increase in customs duty on gold and silver and adjustments to petroleum export duties.

Retail fuel prices were also raised by ~Rs7.5/litre during the month. Additionally, the IMD maintained its forecast for a below-normal monsoon, highlighting potential risks from a developing El Niño pattern. On the macro front, inflation trends remained elevated, with April 2026 CPI at 3.5% YoY

(vs. 3.4% in March) indicating building input cost pressures and April 2026 trade deficit widened sharply, led by a rise in oil and core (non-oil, non-gold) imports, reflecting higher costs amidst availability constraints.

For the month, FPIs were net sellers of equities with outflows at ~US\$3.4bn, while Domestic Mutual Funds bought stocks worth ~US\$4.6bn. Currency remained under pressure, with the INR continuing to depreciate versus the US dollar, reflecting global risk-off positioning and commodity-linked pressures.

Going forward

Recent months have tested Indian equities through a confluence of macro pressures like elevated crude, FPI outflows, currency weakness, and emerging uncertainties around AI-led disruption, leading to a meaningful correction and a reset in market expectations.

While these factors have weighed on sentiment and earnings visibility, many of these factors are likely cyclical and transient in nature, with domestic growth drivers such as capex, consumption and financial sector strength continuing to provide an underlying cushion.

The Q4FY26 earnings season indicated improving trends, though growth remains uneven and skewed, with large-cap earnings yet to meaningfully accelerate and forward estimates still seeing dispersion and moderation. Importantly, H1FY2027 is likely to reflect adverse impact on corporate earnings driven by geopolitical disruptions, higher input costs and lingering external uncertainties, creating near-term volatility.

That said, the recent correction has helped remove excess froth, especially in lower quality segments and brought valuations closer to more reasonable levels. In this backdrop, market timing remains less effective, and a more pragmatic approach is to gradually deploy capital as risk-reward becomes more balanced. We see a relatively stronger case for growth and quality businesses, where earnings visibility and valuation comfort are better aligned for long-term compounding.

What is an Aggressive Hybrid Equity Fund?

Aggressive hybrid funds have an option to invest in equity and equity related instruments between 65%-80% of total assets with investments in debt instruments ranging between 20%-35% of total assets.

Why invest in an Aggressive Hybrid Equity Fund NOW?

- This category of funds lets an investor participate in the equity upside along with an allocation to debt instruments, providing stability.
- Although, the fund invests in equity as well as debt instruments, the allocation ensures the benefit of equity taxation is provided to the investor.
- Markets look positive from the medium term with the near term seeming to be more event driven.

Why PGIM India Aggressive Hybrid Equity Fund?

- What do we achieve?
 - Diversification across three asset classes that have low correlation with each other
 - Lower portfolio volatility
 - Potentially risk-adjusted performance over market cycles

Portfolio Metrics

	Portfolio	CRISIL Hybrid 35+65 - Aggressive Index
FY24-26E EPS CAGR	17.7%	15.6%
Debt / Equity (ex-financials)	0.78	0.73
FY 26E Price / Earning Ratio	27.2	57.4
Beta	0.73	1.00

Source: Bloomberg and Internal Research. The above data is as on May 31, 2026.

Portfolio Composition

	Portfolio	CRISIL Hybrid 35+65 - Aggressive Index
Number of stocks	52	200
Active Share	51.91%	
Large caps (1st-100th stock)	72.90%	81.07%
Mid caps (101st-250th stock)	15.04%	18.93%
Small caps (251st stock onwards)	12.06%	0.00%
Cash, Current Assets & Gsec	0.00%	0.00%
Market Cap yet to be classified by AMFI	0.00%	0.00%
Top 10 holding	46.8%	35.2%
Weighted Avg Market Cap - Crore	5,07,807	4,80,438

Source: Bloomberg and Internal Research. The above data is as on May 31, 2026.

These are based on the fund manager's current outlook and are subject to change.





Return on Equity: Return on equity (ROE) is the amount of net income returned as a percentage of shareholders equity. Return on equity measures a corporation's profitability by revealing how much profit a company generates with the money shareholders have invested. **Debt/Equity (ex-financials):** Debt/Equity Ratio is a debt ratio used to measure a company's financial leverage, calculated by dividing a company's total liabilities by its stockholders' equity. The D/E ratio indicates how much debt a company is using to finance its assets relative to the amount of value represented in shareholders' equity. (Ex-Financials means excluding Banks and NBFCs). **Price/Earnings:** The price-earnings ratio (P/E Ratio) is the ratio for valuing a company that measures its current share price relative to its per-share earnings. **Beta:** Beta is a measure of an investment's volatility vis-à-vis the market. Beta of less than 1 means that the security will be less volatile than the market. A beta of greater than 1 implies that the security's price will be more volatile than the market.

Portfolio (Top Ten Holdings) as on May 31, 2026

Issuer	% to Net Assets
ICICI Bank Ltd.	5.83
HDFC Bank Ltd.	5.38
Bharti Airtel Ltd.	3.68
Reliance Industries Ltd.	3.65
Larsen & Toubro Ltd.	3.08
Varun Beverages Limited	2.07
Bajaj Finance Ltd.	1.89
State Bank of India	1.88
Titan Company Ltd.	1.82
Power Grid Corporation of India Ltd.	1.58

Please visit <https://www.pgimindia.com/mutual-funds/disclosures/Portfolios/Monthly-Portfolio> for complete details on portfolio holding of the Scheme.

Fund Facts

Investment Objective	The investment objective of the scheme is to seek to generate long term capital appreciation and income from a portfolio of equity and equity related securities as well as fixed income securities. However, there is no assurance that the investment objective of the Scheme will be achieved. The Scheme does not guarantee/indicate any returns.
Fund Managers	 Vivek Sharma  Anandha Padmanabhan Anjeneyan  Vinay Paharia  Puneet Pal
Benchmark Index	CRISIL Hybrid 35+65 - Aggressive Index
Minimum Application Amount	Initial Purchase/ Switch-in - Rs. 5000/- and in multiples of Rs. 1/- thereafter. For SIPs - Monthly and Quarterly: 5 Instalments of Rs. 1,000/- each and in multiples of Rs. 1/- thereafter. Additional Purchase - Minimum of Rs. 1000/- and in multiples of Rs. 1/-thereafter.
Exit Load	For Exits within 90 days from date of allotment of units : 0.50% For Exits beyond 90 days from date of allotment of units : NIL

About Us

PGIM India Mutual Fund is part of PGIM, the global investment management arm of Prudential Financial, Inc. (PFI), with over **\$1.4 trillion** in assets under management. PGIM India Asset Management offers a comprehensive range of equity and fixed income solutions through mutual funds, alternatives, and portfolio management services. Leveraging PGIM's shared legacy of **150+** years and expertise across more than 30 market cycles, PGIM India combines global insights with local investment expertise to provide an enriching investment experience. Headquartered in Mumbai, the fund house operates across **25 cities** in India, managing 25 open-ended funds.

Source: www.pgim.com. As on 31/03/2026.

www.pgimindia.com/mutual-funds

 1800 209 7446

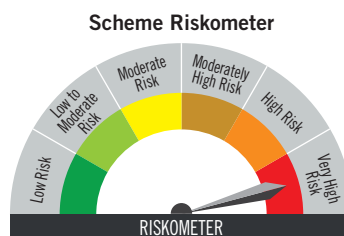
Follow us on:     

Riskometer

This product is suitable for investors who are seeking*:

- Capital growth over the long term
- Investing predominantly in equity and equity related securities.
- Degree of risk – VERY HIGH

*Investors should consult their financial advisers if in doubt about whether the product is suitable for them.



The risk of the scheme is very high



The risk of the benchmark is high
AMFI Tier 1 Benchmark -
CRISIL Hybrid 35+65 - Aggressive Index

The views of the Fund Manager should not be construed as an advice and investors must make their own investment decisions regarding suitability of the funds based on their specific investment objectives and financial positions and using such independent advisors as they believe necessary. Investors are advised to consult their own legal, tax and financial advisors to determine possible tax, legal and other financial implication or consequence of subscribing to the units of the PGIM India Mutual Fund ("Fund").

© Prudential Financial, Inc. (PFI) and its related entities. PGIM, the PGIM logo, and the Rock symbol are service marks of Prudential Financial, Inc., and its related entities, registered in many jurisdictions worldwide.

Mutual Fund investments are subject to market risks, read all scheme related documents carefully.